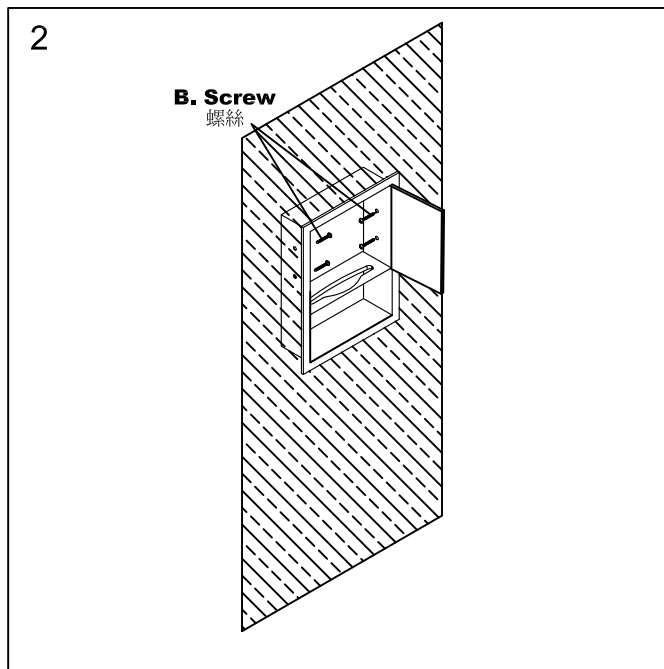
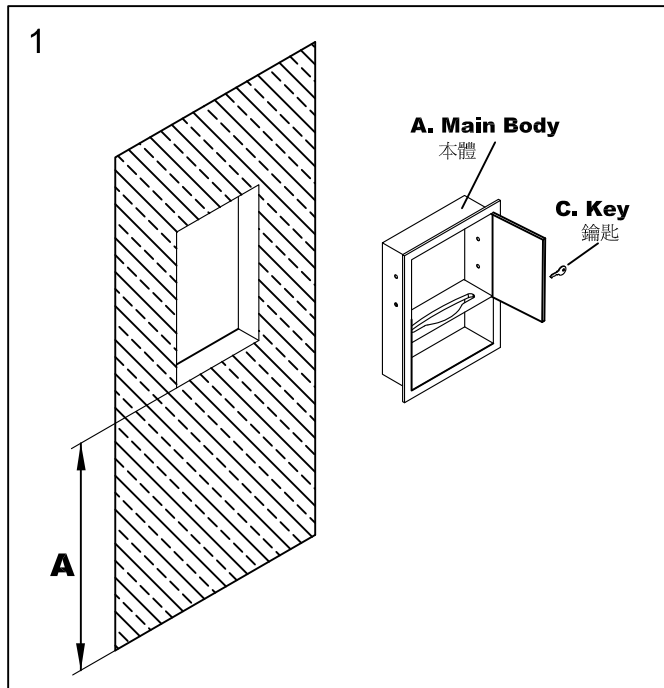


INSTALLATION INSTRUCTIONS

RECESSED PAPER TOWEL DISPENSER

嵌牆式擦手紙箱

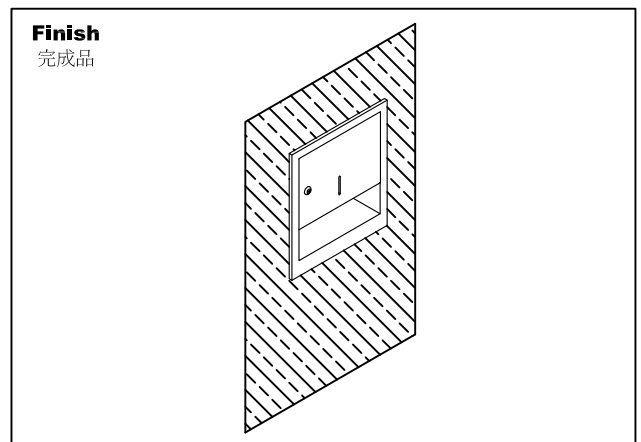


1. Installation Space Requirement :
W305mm(12") x H356mm(14") x D102mm(4")
Installing Height (**A**):
(a).General Space: (32-3/8") from floor to the edge down the **Main Body**.
(b).Barrier-free Environment: 669mm (26-3/8") from floor to the edge down the **Main Body**.
(c).Basin Table: 102mm(4") from table to the edge down the **Main Body**.

開牆尺寸: W305mm(12") x H356mm(14") x D102mm(4")
建議安裝高度A:

- (a). 一般使用,自地板到箱體下緣 822mm (32-3/8")
- (b). 無障礙空間,自地板到箱體下緣 669mm (26-3/8")
- (c). 大理石檯面,自檯面到箱體下緣 102mm(4")

2. Open the door of **Main Body** with provided **Key**.
用鑰匙開啓主體門板.
3. Insert the **Main Body** into the prepared installing space of wall, and fix to the wall with **Screws** from inside of **Main Body**.
將嵌牆式擦手紙箱裝入已開好的牆面,內部用螺絲與牆面固定.
4. After finish the installation, lock the door of **Main Body** with the provided **Key**.
固定好嵌牆式擦手紙箱裝,再將主體門板用鑰匙關上.



FIXING CONTENTS

組配件內容

